



Building works are an endless path of compromises between wishes and possibilities. Sliding doors “Aru NORDIC patio PARALLEL 92” give much bigger freedom to fulfill the wishes. With much more courage one can afford big transparent and openable wall parts without having to deal with higher energy costs later on. Thanks to a distinctive opening and closing mechanism sliding doors are easily operated by both younger and older family members.

As a result of extensive engineering and design works we have managed to achieve an energy-saving product that is a gem of every building.



The standard solution allows the door to be locked only from the inside, but it is also available to lock the door from both sides.

Aru NORDIC patio PARALLEL 92



ISO 9001:2008

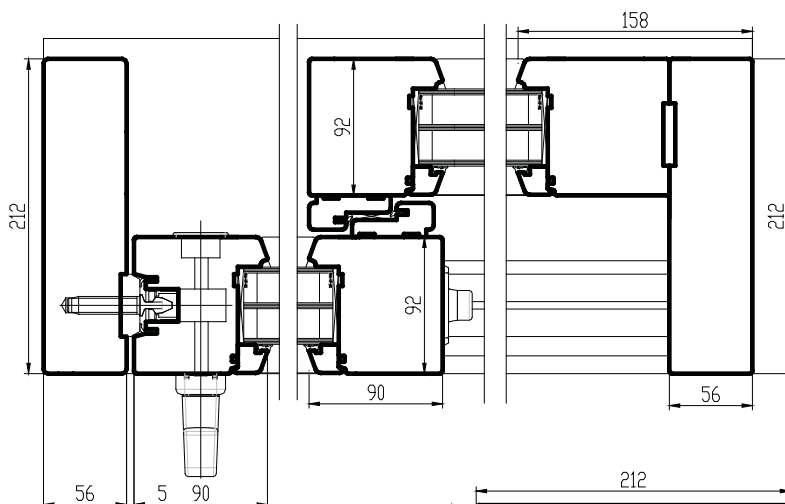
SIDE-SLIDE OPENING, VACUUM DEEP-IMPREGNATE 2-LEVEL TERRACE DOOR

GLASS

Double or triple glazing,
52 mm ($U \geq 0,47 \text{ W/m}^2\text{K}$)

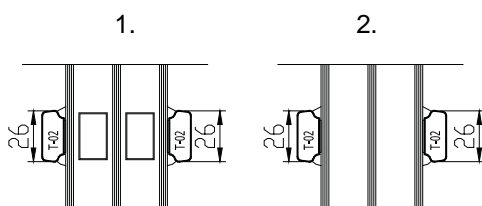
Glazing from the inside
with wooden glazing bead

Fastened with hidden nail,
sealed with silicone and seals



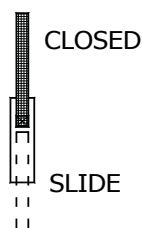
GLAZING BAR OPTIONS

1. Glued on both sides+slats inside the glazing (Norwegian style)
2. Glued on both sides (Georgian style)



TIMBER FINISHING
with water-based paint
or stain

HANDLE POSITIONS:

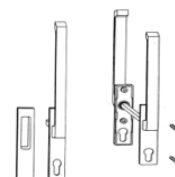


Standard handleset:
pull handle.



Possible additions:

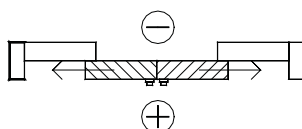
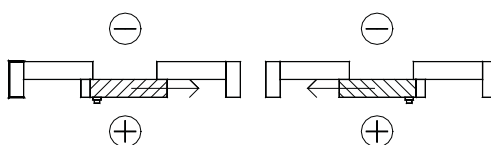
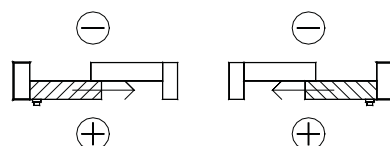
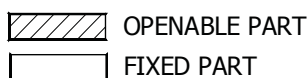
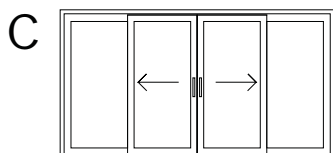
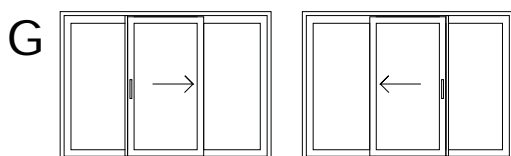
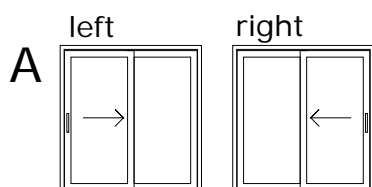
1. cylinderlock on the inside
2. cylinderlock on both sides



OPENING:

All views from inside.

Sash weight max 300 kg



Dimensions (mm)

	<i>min</i>	<i>max</i>
width	1430	6630
height	1990	2874

	<i>min</i>	<i>max</i>
width	2134	9000
height	1990	2874

	<i>min</i>	<i>max</i>
width	2731	9000
height	1990	2874